



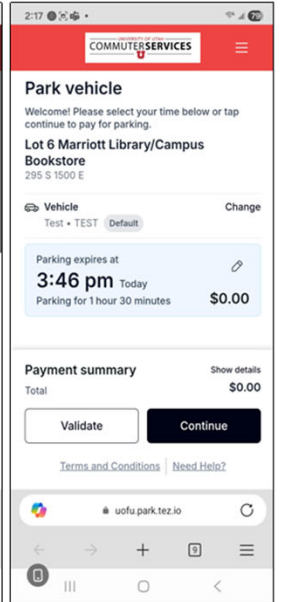
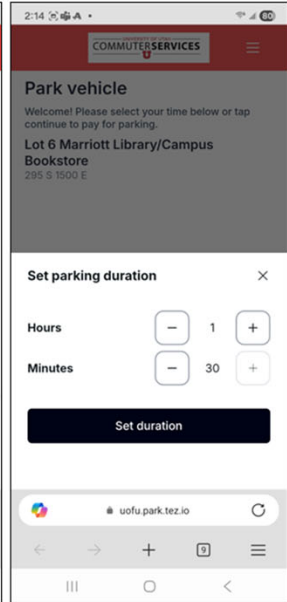
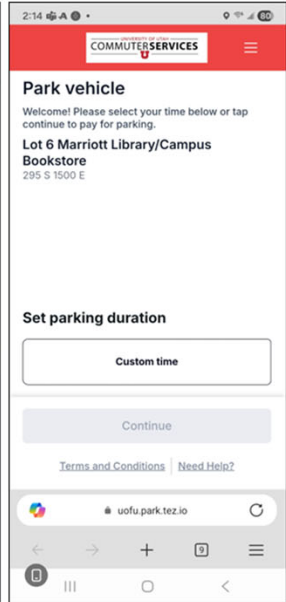
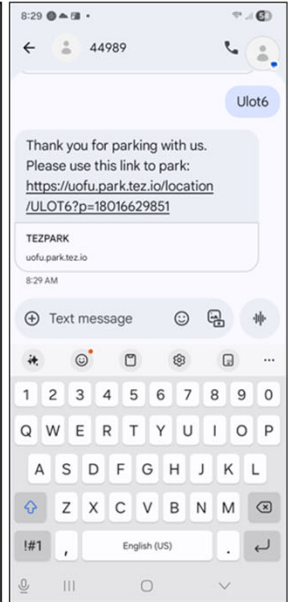
# Tips from Visitor Parking

parkingcoupon@utah.edu or 801-581-5433

# MobilePay Coupon Code Instructions

To finalize your transaction, make sure to tap the **Park Now** button. Your parking session will **not** be active until you confirm by tapping **Park Now**.

- ### How to Enter a Coupon Code in MobilePay
- Scan QR code on sign OR Text ULOT (with lot number) to 25023 (example: ULOT6)
  - Tap the link on return text
  - Select Parking Duration: Tap "Custom time"
  - Use +/- to enter the number of Hours & Minutes Tap "Set Duration"
  - Choose saved vehicle or add vehicle information Tap "Validate"
  - Enter your Coupon Code Tap "Accept"
  - Confirm Your Parking Session: Tap "Continue"
  - Tap "Park now"
  - Your Active parking session is displayed



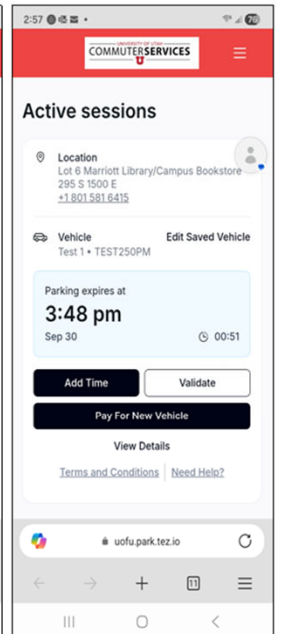
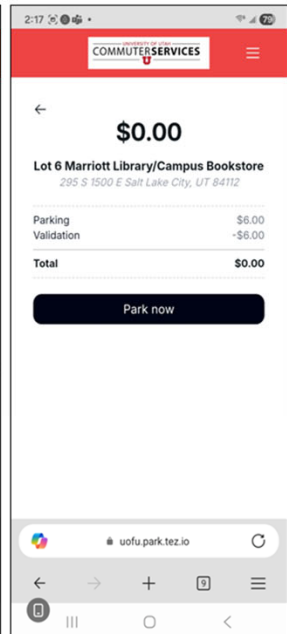
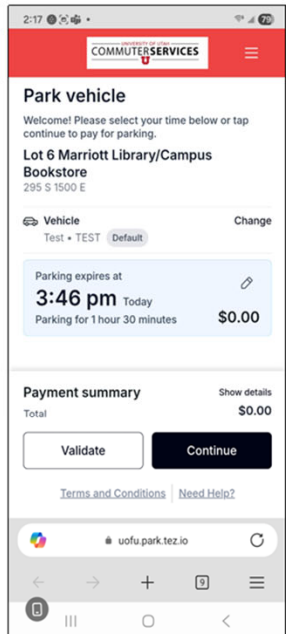
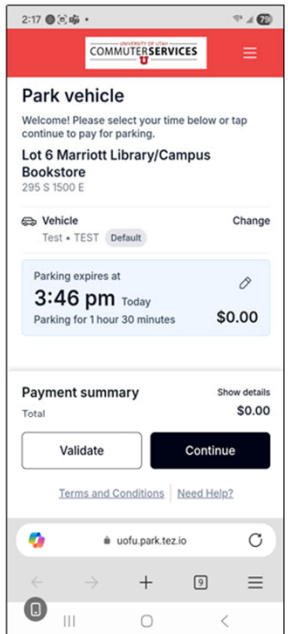
Scan QR code OR text ULOT (with lot number) to 25023 (example: ULOT6)

Tap link on return text

Tap "Custom time"

Use +/- to enter the number of Hours & Minutes Tap "Set duration"

Choose saved vehicle or add vehicle information Tap "Validate"



Enter Coupon Code Tap "Accept"

Confirm your parking session Tap "Continue"

Tap "Park now"

Your Active parking session is displayed